

Experiences of digital images in teaching

A European academic project visits ORU to share and discuss their developments and experiences.

Join in a meeting to learn, discuss and share teaching experiences using digital images and online tools for individual and collaborative learning. A visiting team (below) will present and we also have guests from e.g. Linköping University joining.

Dr. Bas de Leng, PhD and chair of the E-Learning Competence Center, University of Münster, Germany.






MSc. Friedrich Pawelka, developer and researcher at University of Münster, Germany.

Dr. Koen Vincken, PhD: associate professor at the Image Sciences Institute, a part of the Imaging & Oncology Division of the University Medical Center Utrecht (UMCU).

MSc. Christian Mol: scientific programmer at the Image Sciences Institute. University Medical Center Utrecht (UMCU).

Welcome!

Högskolepedagogiska kommittén vid fakulteten för medicin och hälsa, Internationalisation@HV project

-
-  9 February 2023
 -  13:00 - 16:30
 -  C2407, Campus USÖ
 -  Register no later than February 3 via www.oru.se/9february
 -  Coffee will be served
-

The CIOVID project has partners from Germany, The Netherlands and Turku, Finland. It has developed digital tools and teaching designs to support collaborative and online learning in pathology and radiology. [Kompetenzzentrum E-Learning - IfAS \(uni-muenster.de\)](http://Kompetenzzentrum-E-Learning-IfAS.uni-muenster.de)



The creation of these resources has been (partially) funded by the ERASMUS+ grant program of the European Union under grant no. 2020-1-DE01-KA226-HE-005813. Neither the European Commission nor the project's national funding agency DAAD are responsible for the content or liable for any losses or damage resulting of the use of these resources.