

# Deliberate practice physical examination

WP2 D1. Scenario for individual skills training: two-stage assignement

Date: 25 September 2025

Author: Bas de Leng, Johanna Schweizer, Hendrik Ohlenburg, Friedrich Pawelka  
(University of Münster)

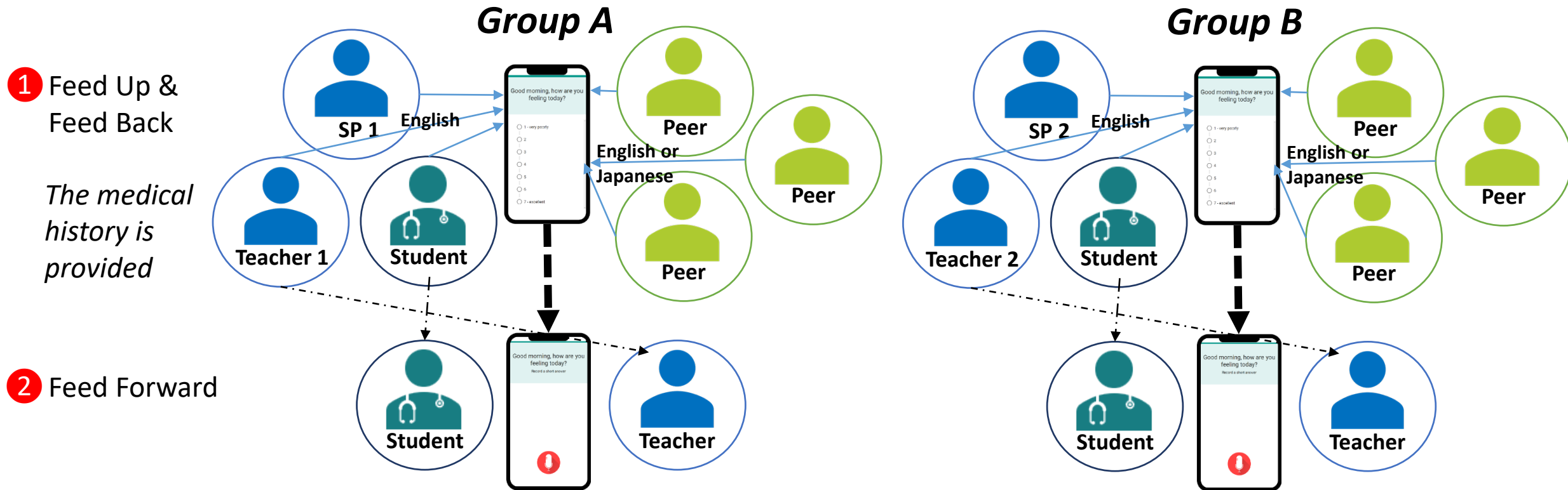


**Co-funded by  
the European Union**

# PEx of the back, two-stage assignment

Participants: 8 medical students divided in 2 groups, each with a teacher and a simulated patient

## Case 1: Nonspecific lower back pain



A second assignment, which is slightly more complex, is given to the same student, allowing them to improve their performance.

To  
Case 2

The simulated patients switch between groups to keep the scenario credible.

# PEx of the back, two-stage assignment

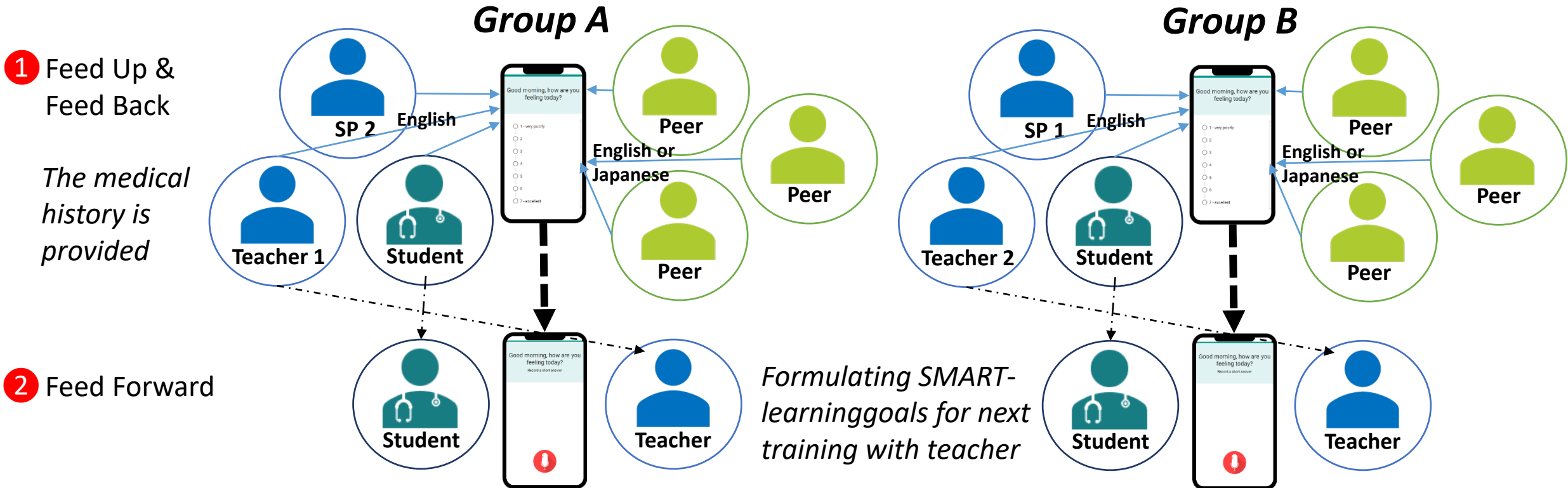
Participants: 8 medical students divided in 2 groups, each with a teacher and a simulated patient

A second assignment, which is slightly more complex, is given to the same student, allowing them to improve their performance.

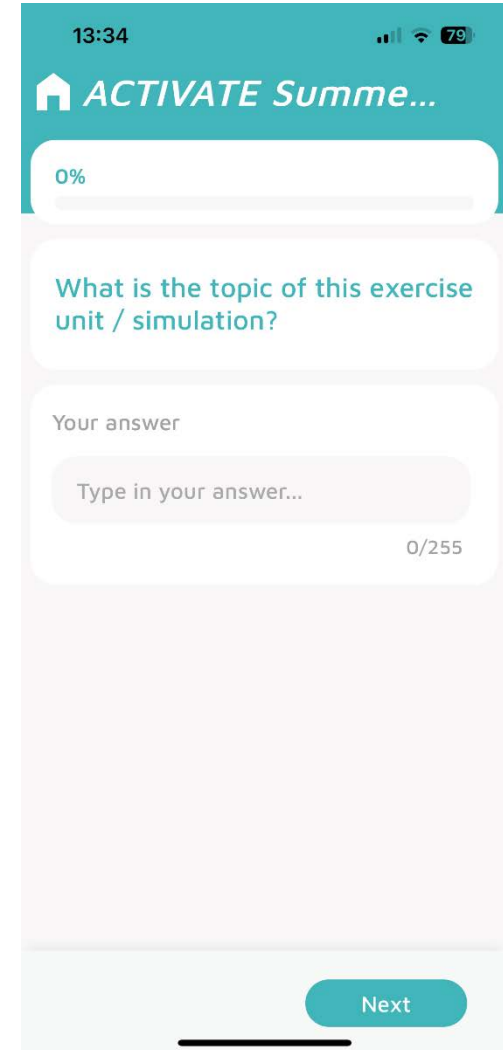
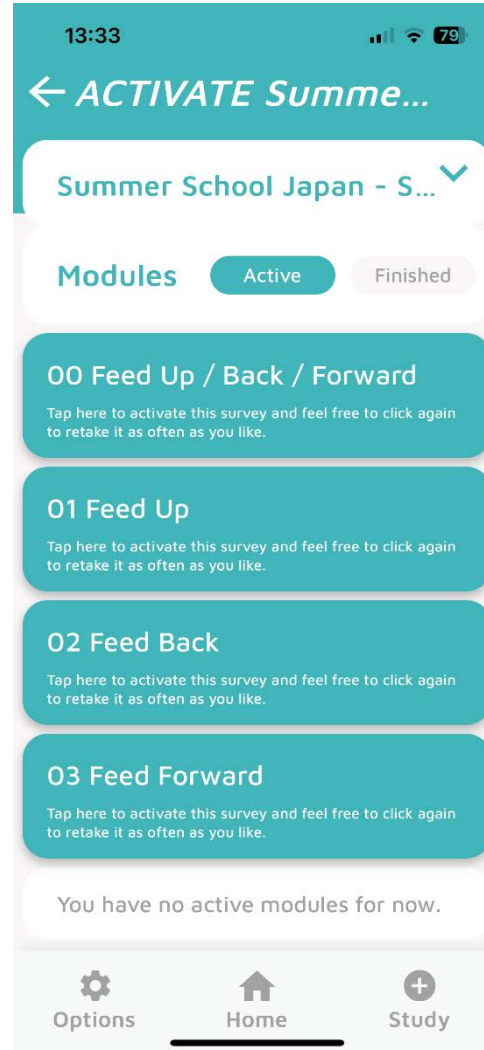
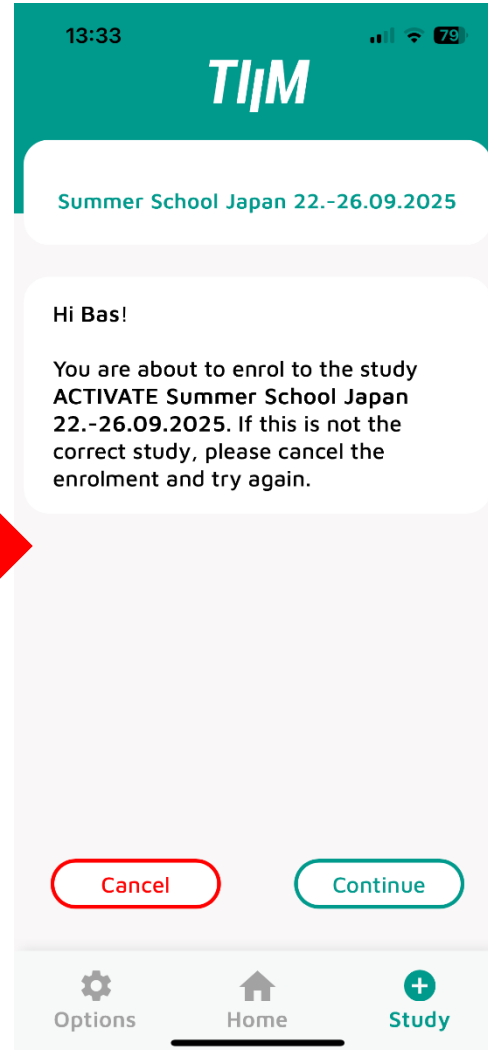

From  
Case 1

The simulated patients switch between groups to keep the scenario credible.

## Case 2: Lumbosacral radicular syndrome



# Questions in TIIM-app



# Feed-up in TIIM-app

13:35

79%

🏠 ACTIVATE Summe...

8%

**Feed Up: Where should I go?**

Answer the next questions *before* the simulation.

Start Feed Up

Previous

13:37

79%

🏠 ACTIVATE Summe...

16%

**Rating scale for physical examination**

Look at the indicators used for assessments in our faculty describing superior performance for a physical examination:

Performs an accurate exam in a logical and fluid sequence

Uses the exam to explore and prioritize the working differential diagnosis

Can identify and describe normal and abnormal findings.

Previous

13:38

78%

🏠 ACTIVATE Summe...

24%

**Physical examination skills**

What aspects of a physical examination you find till now the most difficult? How will you address this aspect in this physical examination?

Answer this question with a recording

This recording will be transcribed, for better transcription please enter the following info

English 5

🎤

PreviousNext

13:38

78%

🏠 ACTIVATE Summe...

31%

**Suggestions from peers**

Ask your *peers* for suggestions for a good approach for your goal.

Answer this question with a recording

This recording will be transcribed, for better transcription please enter the following info

English 5

🎤

PreviousNext

# Feed-back in TIIM-app

The image displays five sequential screenshots of the TIIM-app feedback interface, showing progress from 39% to 70%.

**Screenshot 1 (39%):** The header shows the time 13:38 and battery level 78%. The title bar reads "ACTIVATE Summe...". A progress bar indicates 39%. The main content area is titled "Feed Back: How did I do?" and asks the user to "Answer the following questions *after* the simulation." A "Start Feed Back" button is visible.

**Screenshot 2 (47%):** The header shows the time 13:38 and battery level 78%. The title bar reads "ACTIVATE Summe...". A progress bar indicates 47%. The main content area is titled "Your feedback" and asks: "What are *your* initial reactions? How are you feeling? What aspects were managed well and why (*your* view). What aspects do *you* want to change and why?" Below the text, it says "Answer this question with a recording" and "This recording will be transcribed, for better transcription please enter the following info". There are two dropdown menus: "English" and "5". A large teal microphone icon is centered below the input fields.

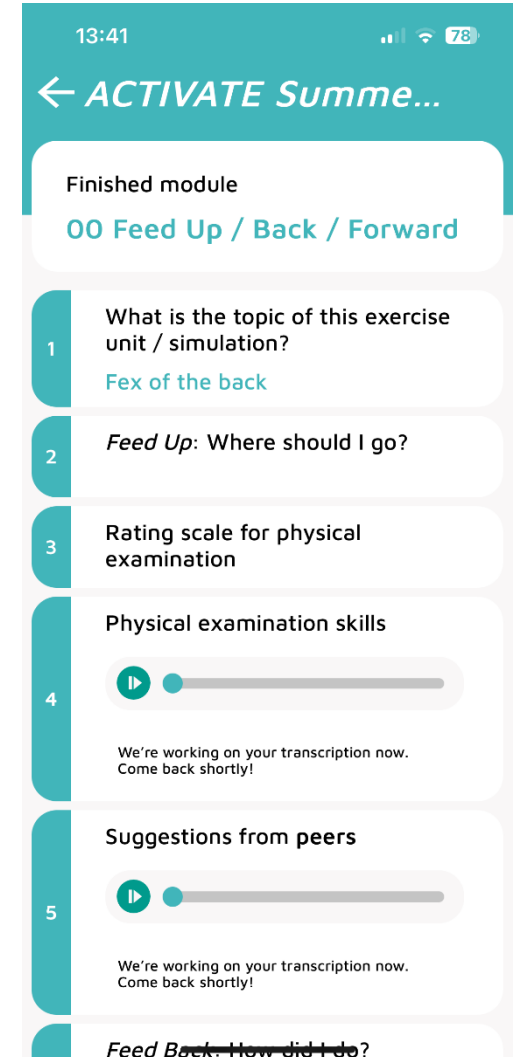
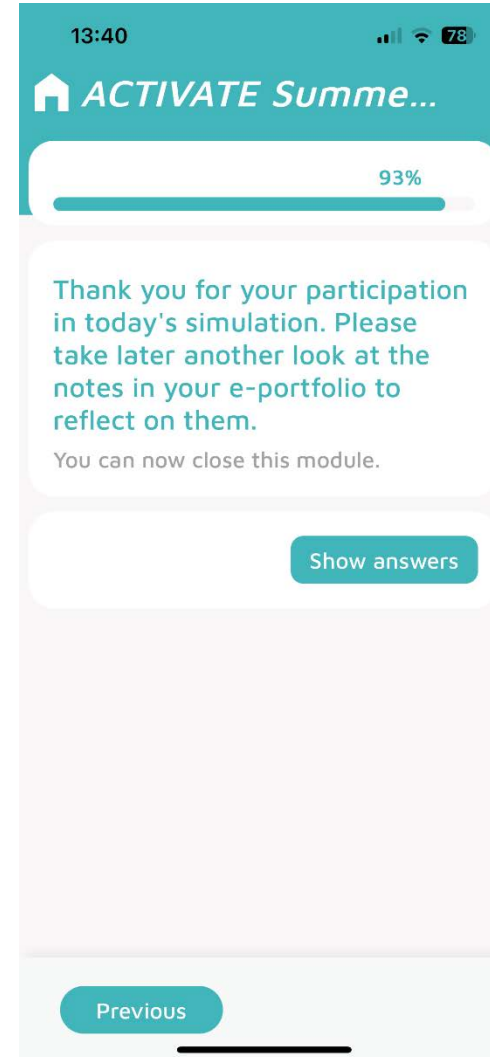
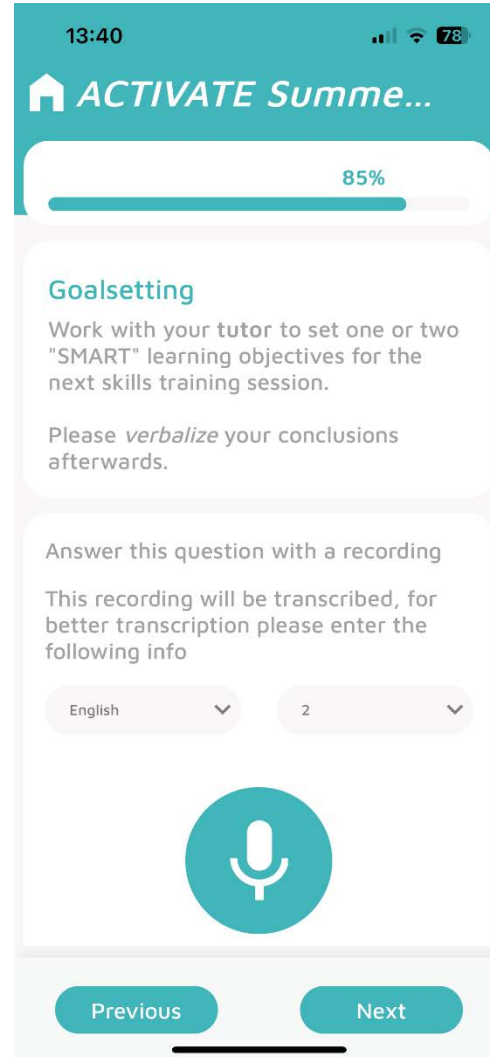
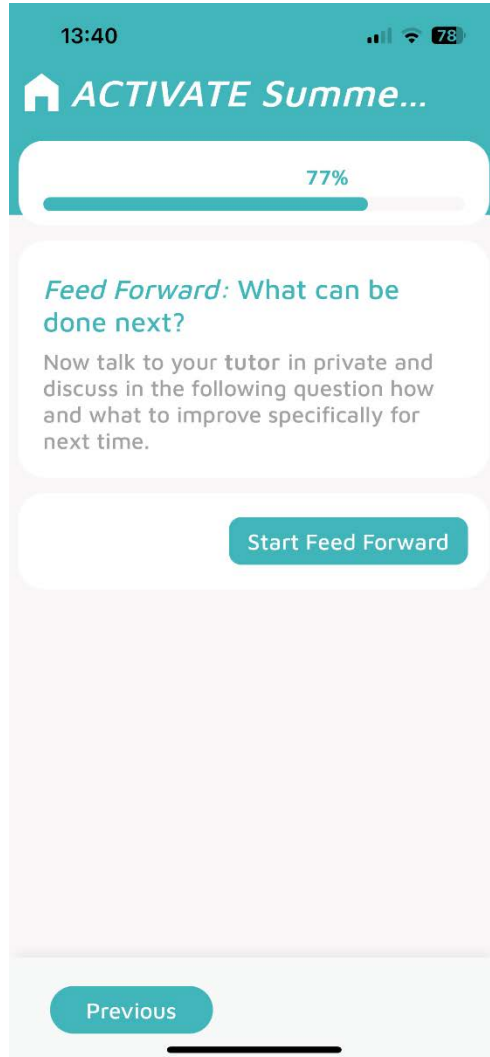
**Screenshot 3 (54%):** The header shows the time 13:38 and battery level 78%. The title bar reads "ACTIVATE Summe...". A progress bar indicates 54%. The main content area is titled "Peer feedback" and asks: "Ask your *peers* about their impressions and how they deal with such situations. Ask for suggestions on how to improve your physical examination skills." Below the text, it says "Answer this question with a recording" and "This recording will be transcribed, for better transcription please enter the following info". There are two dropdown menus: "English" and "5". A large teal microphone icon is centered below the input fields.

**Screenshot 4 (62%):** The header shows the time 13:39 and battery level 78%. The title bar reads "ACTIVATE Summe...". A progress bar indicates 62%. The main content area is titled "SP Feedback" and asks: "Ask the *simulation patient* about her/his impression." Below the text, it says "Answer this question with a recording" and "This recording will be transcribed, for better transcription please enter the following info". There are two dropdown menus: "English" and "5". A large teal microphone icon is centered below the input fields.

**Screenshot 5 (70%):** The header shows the time 13:39 and battery level 78%. The title bar reads "ACTIVATE Summe...". A progress bar indicates 70%. The main content area is titled "Tutor feedback and lessons learned" and asks: "Ask the *tutor* about her/his impressions and suggestions how to improve certain skills. Either you or the tutor should summarise the lessons learned." Below the text, it says "Answer this question with a recording" and "This recording will be transcribed, for better transcription please enter the following info". There are two dropdown menus: "English" and "2". A large teal microphone icon is centered below the input fields.

Each screenshot has a "Previous" button on the left and a "Next" button on the right at the bottom.

# Feed-forward in TIIM-app



You can find more information on the ACTIVATE project at:

<https://medicampus.uni-muenster.de/ccel/projects/activate/>